




Safety Precautions

Steps to take before performing service on the Edco Cement Saw KL1465H.

Written By: Craig Lloyd



INTRODUCTION



A prerequisite-only guide—follow these safety steps before you work on the Edco Cement Saw KL1465H.



TOOLS:

- [Wheel Chocks](#) (1)
-


Step 1 — Disengage the Spark Plug



 Before you begin, ensure that the machine is powered down and cool to the touch.

- Disconnect the spark plug to prevent the engine from accidentally starting up during service:
 - Grab the plastic spark plug cap at the end of the spark plug wire.
 - Firmly pull to disconnect the spark plug cap from the spark plug.

Step 2 — Place Wheel Chocks



- To prevent the concrete saw from rolling during service, place wheel chocks in front of and behind a rear wheel.